


VIAVI

SmartOTDR Handheld Fiber Tester

The affordable, easy-to-use handheld tester for techs at any level

The lightweight and compact SmartOTDR speeds and optimizes field testing of metro and access networks—with a tailored OTDR interface and automatic analysis that any technician can understand.

With SmartOTDR, generic or user-defined setup configurations eliminate setup errors and maintain results consistency. One-touch operation and a single results window ensure fast and easy measurements, while robust wireless connectivity options increase productivity anywhere.



Microscope



VFL



Powermeter



SmartTEST OTDR



Source



Dual-band Powermeter



Expert OTDR

Benefits

- Combines all essential fiber tests in one handheld with visual fault locator (VFL), optical power meter (OPM), and connector inspection scope options
- Simplifies OTDR analysis with Smart Link Mapper (SLM) result view
- Upgrades easily in the field
- Automates testing with objective, pass/fail results
- Enhances productivity anywhere with powerful network connectivity options

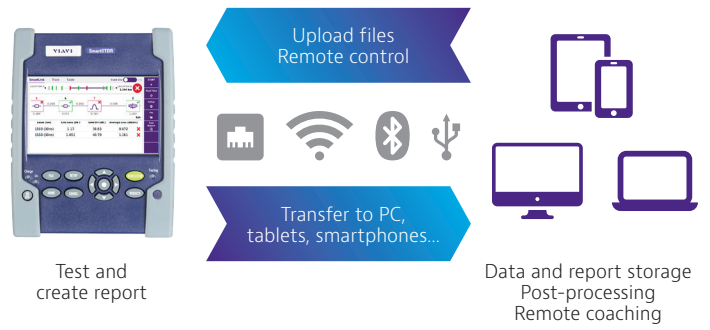
Features

- Single-/dual-/tri-wavelength versions with 1310/1550 nm and in-service 1625 or 1650 nm wavelengths
- Light, compact, hands-free design includes 5" high-visibility outdoor touch screen
- Integrated CW light source
- PON optimized to test through 1x128 splitter ratio with FTTH-SLM
- Supports distributed PON architectures (un-balanced, tapered and indexed splitter)
- Built-in broadband and dual-band selective power meter (1490/1550/1577 nm)
- Automated fiber inspection with pass/fail analysis software
- 4G/5G connectivity via USB, Bluetooth®/ WiFi options
- All-day battery life (20-hour autonomy)
- Password protection and Watermark logo options

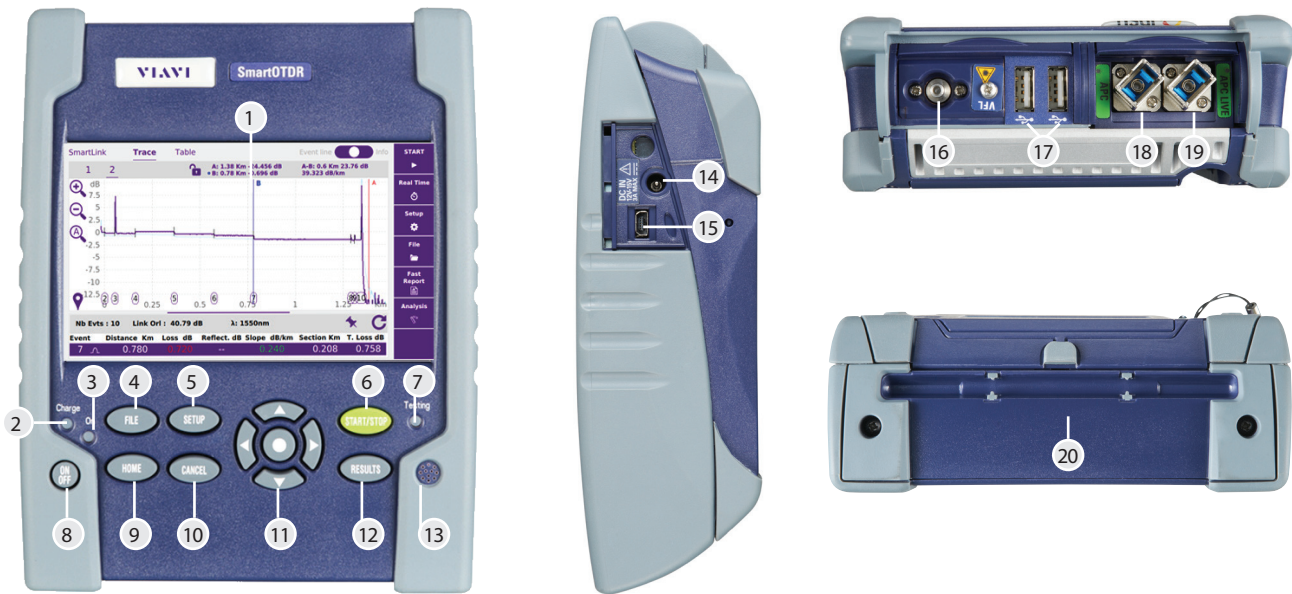
Powerful Connectivity

Several connectivity options (4G/5G smartphones via USB and optional Bluetooth/WiFi) enable remote control as well as data and work-order transfers to-and-from tablets, smartphones, and computers. The SmartOTDR quickly resolves field issues in real time, and optional SmartAccess Anywhere (SAA) can open a tunnel in the cloud so a technician can remotely access and operate the instrument. Compatible with a wide range of cloud servers (WebDAV service providers), the SmartOTDR can also instantly share measurement reports using onboard FastReport.pdf report generation.

SmartOTDR includes a one-year trial of cloud-based StrataSync™ for asset, configuration, and test-data management, and to ensure that all instruments have the latest software and options installed.



Connectivity features and options enhance workflows



- | | |
|---|---|
| <ol style="list-style-type: none"> 1. 5-inch high-visibility capacitive touch screen 2. Charge indicator 3. On indicator 4. File menu 5. Setup menu 6. Start/Stop 7. Testing indicator 8. On/Off 9. Home page 10. Cancel (switch off functions) | <ol style="list-style-type: none"> 11. Direction and validation keys 12. Results page 13. Loudspeaker 14. AC/DC input 15. Slave mini USB port 16. Visual fault locator (VFL) 17. Master USB ports 18. OTDR port/continuous light source/power meter 19. OTDR live port (in-service test)/dual-band power meter 20. WiFi/Bluetooth options |
|---|---|

Specifications (typical at 25°C)

General			
Display	5-inch capacitive color touch screen (12.5 cm)		
Display resolution	800 x 480 W VGA		
Interfaces	2x USB 2.0 ports, 1x mini-USB 2.0 port, built-in Bluetooth and WiFi (optional, dongles also available)		
Storage	20,000 OTDR traces typical		
Battery	Rechargeable Lithium-polymer battery, up to 20 hours of operation ¹		
Power supply	AC/DC adapter, input 100-240 V AC, 50-60 Hz; 2 A max, output 12 V DC, 24 W		
Electrical safety	EN/IEC 60950-1 compliant		
Size (HxWxD)	175 x 138 x 57 mm (6.9 x 5.4 x 2.24 in)		
Weight (battery included)	Approx. 0.9 kg (1.98 lb)		
Operating/storage temperature	Operating: -20 to +50°C; storage: -20 to +60°C		
Humidity (noncondensing)	95%		
OTDR			
Laser safety class (21 CFR)	Class 1		
Number of data points	Up to 256,000 data points		
Display range	0.1 km to 260 km		
Sampling resolution	4 cm		
Distance accuracy	$(\pm 1 \text{ m}) \pm (\text{sampling resolution}) \pm (1.10^{-5} \times \text{distance})$, excluding group index uncertainties		
Attenuation resolution	0.001 dB		
Attenuation linearity	$\pm 0.04 \text{ dB/dB}$		
	SmartOTDR 100AS	SmartOTDR 100A	SmartOTDR 100B
Central wavelength ²	1310/1550 nm $\pm 20 \text{ nm}$	1310/1550/1650 nm $\pm 20 \text{ nm}$	1310/1550/1625/1650 nm $\pm 20 \text{ nm}$
RMS dynamic range ³	30/30 dB	37/35/32 dB	40/40/41/41 dB
Pulse widths	5 ns to 20 μs	5 ns to 20 μs	3 ns to 20 μs
Event dead zone ⁴	1.35 m	1.35 m	0.9 m
Attenuation dead zone ⁵	4 m	4 m	2.5 m
Splitter attenuation dead zone ¹⁰	Not available	40 m after 12 dB splitter loss	45 m after 15 dB splitter loss
CW Light Source ⁹			
Wavelengths	1310/1550/1650 nm		
Output power level ⁶	-3.5 dBm		
Stability long term (8 hr) ⁷	$\pm 0.05 \text{ dB}$		
Built-in Broadband Power Meter Option ⁹			
Tone detection	270 Hz, 330 Hz, 1 kHz, 2 kHz, and TWINTest		
Measurement range ¹¹	-55 to 0 dBm		
Wavelengths	Calibrated: 1310, 1490, 1550, 1625, and 1650 nm / Selectable: 1310 nm to 1650 nm		
Measurement accuracy ⁸	$\pm 0.5 \text{ dB}$		
Built-in Visual Fault Locator Option			
Wavelength	650 nm		
Emission mode	CW, 1 Hz		
Laser class	Class 2 per EN/IEC 60950-1 and FDA21 CFR Part 1040.10 standards		
Built-in Dual-band Power Meter (118FA65PPM version only)			
PON Power Meter (2 channels)	Selectable wavelengths: 1310/1550 nm; 1490/1550 nm; 1490/1577 nm		
Power Meter (1 channel)	Selectable wavelengths: 1310 to 1500 nm and 1540 to 1650 nm		
Measurement ranges	1310 to 1500 nm: -35 to +5 dBm; 1540 to 1650 nm: -35 to +23 dBm		

1. Per Telcordia GR-196-CORE

2. Laser at 25°C and measured at 10 μs

3. The one-way difference between the extrapolated backscattering level at the start of the fiber and the RMS (SNR=1) noise level, after 3 minutes of averaging using the largest pulsewidth

4. Measured at $\pm 1.5 \text{ dB}$ below the peak of an unsaturated reflective event using the shortest pulse width

5. Measured at $\pm 0.5 \text{ dB}$ from the linear regression using a FC/UPC-type reflectance and the shortest pulse width

6. $\pm 1 \text{ dB}$

7. After light source stabilization, warm-up time of 20 min

8. At calibrated wavelengths and at -30 dBm

9. Not available on filtered wavelengths except 118FA65PPM and 118FA65 versions

10. At 300 ns

11. -55 to -5 dBm for 100B version

Ordering Information

SmartOTDR Configurations	Part Number
All configurations include an AC Adapter Charger, a Lithium-Polymer battery and SC/PC or SC/APC connector(s).	
SmartOTDR 1550 nm AS-range handheld tester	E100AS-PC/-APC*
SmartOTDR 1550 nm A-range handheld tester	E100A-APC*
SmartOTDR filtered 1650 nm A-range handheld tester	E118FA65-APC*
SmartOTDR filtered 1650 nm A-range handheld tester with broadband and dual-band in-line selective power meter	E118FA65PPM-APC*
SmartOTDR 1310/1550 nm A-range handheld tester	E126A-PC/-APC*
SmartOTDR 1310/1550/filtered 1650 nm A-range handheld tester	E138FA65-PC/-APC*
SmartOTDR 1310/1550 nm B-range handheld tester	E126B-PC/-APC*
SmartOTDR 1310/1550/filtered 1625 nm B-range handheld tester	E136FB-APC*
SmartOTDR 1310/1550/filtered 1650 nm B-range handheld tester	E138FB65-APC*
Additional OTDR Connector Adapters	
SC universal adapter	EUSCADS/EUSCADS-APC
FC universal adapter	EUFCADS
LC universal adapter	EULCADS/EULCADS-APC
Accessories	
Additional AC Adapter/Charger with UK/US/EU/AUS plugs or US plug only	E20PWMC/E20PWUS
Additional Lithium Polymer battery	E10LIPO
Hands-free soft case with neck strap/enhanced hands-free soft case	E10GLOVE/E10GLOVE2
Stylus for capacitive touch screen	EHVT-STYLUS
Large soft carrying case	E40SCASE1
12 V car lighter adapter	E40LIGHTER
EU/US-to-India type D power adapter	EINDIADPLUG
USB GPS receiver	EUSBGPSRECEIVER
Optional Tools	
VFL with 2.5 mm UPP adapter (1.25 mm UPP adapter optional)	E10VFL (FFL-050-U12)
Optical power meter option (same port as OTDR)	E10PM
P5000i digital microscope kit with 4 tips/with 7 tips	FBP-SD101 / FBP-MTS-101
Built-in WiFi/Bluetooth (BLE)	E10WIFIBLUE
External WiFi/Bluetooth (BLE) USB dongle	EWIFIBLUE
Software Options	
FTTH-SLM Base - Tailored OTDR App. for FTTH Networks (Basic PON Architectures)	ESMARTFTTH-100-BASE
FTTH-SLM Premium - Tailored OTDR App. for FTTH Networks (Advanced PON Architectures, including Unbalanced/tapered Splitters)	ESMARTFTTH-100
FTTH-SLM Assistant - Simplified Set-up Mode for FTTH-SLM Base or FTTH-SLM Premium Apps	EFTTHSLM-ASSIST-100
FTTA-SLM - Tailored OTDR App. for FTTA Networks	ESMARTFTTA-100
Enterprise-SLM - Tailored OTDR App. for Enterprise and Datacenter Networks	ENTERPRISE-100
CABLE-SLM - Management and Automation of High Count Fiber Cables OTDR Measurements	ESMARTCABL-100
SmartAccess Anywhere - Remote Access and Control from Anywhere	SAA-100-L2
GPS - Embedded GPS Coordinates into Test Files and Reports	EGPS
Additional Software Options	
Addition of 1310 nm wavelength (E100A and E100AS versions only)	E113-UPG
SmartLink Mapper/SLM view (E100AS version only)	ESMARTLINK100UP
Increased Dynamic Range - 37/35 dB at 1310/1550 nm (E100AS version only)	EXTRANGE-UPG

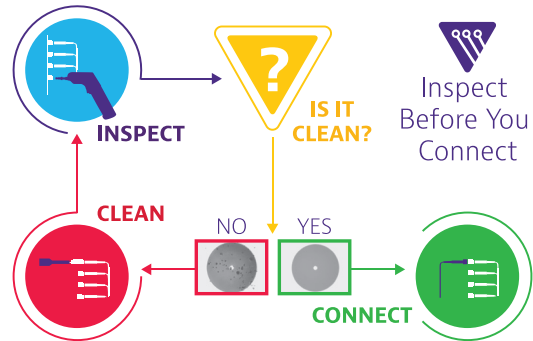
* For ordering in the USA replace E for F in the part number, e.g. E100AS-PC becomes F100AS-PC

Test Process Automation (TPA)

Allows your team to deliver expert-level test results and close projects on the first try, every time. TPA is a closed loop test system that optimizes workflows, eliminates manual, error prone work and automates immediate data reporting for job close out, team progress updates and network health analytics. Execute jobs efficiently to ensure high quality network builds, rapid turn-up/activation and enhanced operational visibility.

Inspect Before You Connect (IBYC)

Contamination is the number 1 reason for troubleshooting optical networks. Proactive inspection and cleaning of fiber connectors can prevent poor signal performance, equipment damage, and network downtime.



VIAMI Care Support Plans




Increase your productivity for up to 5 years with optional VIAMI Care Support Plans:

- Maximize your time with on-demand training, priority technical application support and rapid service.
- Maintain your equipment for peak performance at a low, predictable cost.

Plan availability depends on product and region. Not all plans are available for each product or in every region. To find out which VIAMI Care Support Plan options are available for this product in your region, contact your local representative or visit: viavisolutions.com/viamicareplan

Features

*5-year plans only

Plan	Objective	Technical Assistance	Factory Repair	Priority Service	Self-paced Training	5 Year Battery and Bag Coverage	Factory Calibration	Accessory Coverage	Express Loaner
 BronzeCare	Technician Efficiency	Premium	✓	✓	✓				
 SilverCare	Maintenance & Measurement Accuracy	Premium	✓	✓	✓	✓*	✓		
 MaxCare	High Availability	Premium	✓	✓	✓	✓*	✓	✓	✓



Contact Us **+1 844 GO VIAMI**
(+1 844 468 4284)

To reach the VIAMI office nearest you, visit viavisolutions.com/contact

© 2024 VIAMI Solutions Inc. Product specifications and descriptions in this document are subject to change without notice. Patented as described at viavisolutions.com/patents smartotdr-ds-fop-nse-ae 30176148 908 0124